

A Guide to Getting Started

Welcome to Dimensions! Within Dimensions you can search across over 128 million grants, publications, clinical trials and patents, explore the connections between them and analyze their academic and broader impacts.

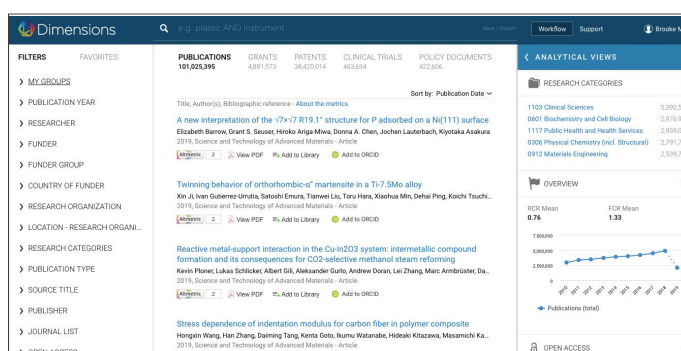
This guide provides a short overview of the data, functionality and some searches you might like to try.

Finding your way around

To get access Dimensions go to <https://app.dimensions.ai>.

You'll see a screen that looks like this:

(Note that if you can only see the publications section you are viewing the free version of Dimensions - log in, or access from within your Institutional internet domain to see all data types)



A good place to start is typing a keyword for a topic you want to search for (or even an abstract from a research article) in the search bar at the top:



You can select whether you want to search for this term in the full text or records (which will give more results) or only in the title and abstract of documents in the database.

Once you've got your results you can decide whether you want to look in detail at the publications, grants, clinical trials or patents relating to that search term - just click on the headings to see the data you're interested in.

Within the publications tab alone there are several things you can do:

1

Choose how you want your results ordered: by citations, publication date, Altmetric attention score, and more.



2

Use the filters on the left to further refine your search - perhaps you want to explore the work of a particular author or organization.

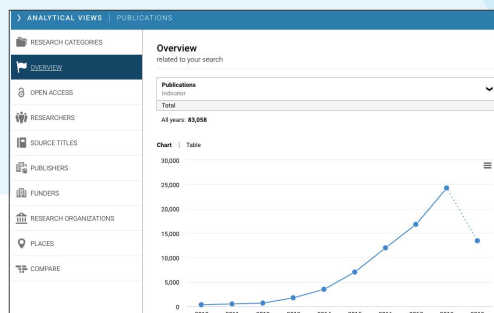
> FUNDER

✓ RESEARCH ORGANIZATION

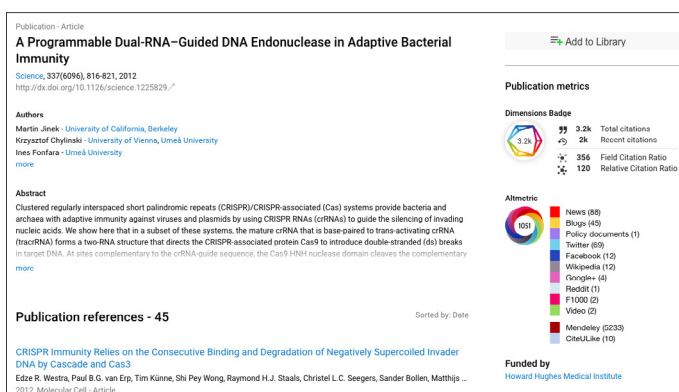
<input type="radio"/>	Stanford University	50
<input type="radio"/>	University of California, San Francisco	50
<input type="radio"/>	University of Cambridge	44

3

Open the Analytics view on the right to see trends over time, gather more information about the funding, or the publications and organizations that are active in this field.



Clicking into an individual publication record enables you to dig deeper into the connections relating to that item - scroll down to see any associated citing or cited articles, grant information, patents, clinical trials and metrics:



Try it out!

Here are some activities you might like to start with to get familiar with the data:

1. See where your organization gets its funding from in a specific area
(*search by keyword in grants data and then click into the funder information in the Analytics views area*)
2. Find out which of your articles has had the most attention from non-academic audiences
(*filter to your institution and then sort the publication results by Altmetric Attention Score*)
3. Discover which organizations are getting the most funding in a field
(*search Grants by keyword and then click into the Analytics views area*)
4. Find out which patents are currently under review
(*search by keyword and then filter to 'Pending' under Legal Status in the left hand filter section on the Patents tab*)
5. Find a person and identify their publications, grants and clinical trials
(*Use the "Researcher" filter on the left hand panel in either publications, grants or clinical trials to see results associated with individuals.*)

What else can you discover?

Find out now at <https://app.dimensions.ai>! If you have any questions please visit the support via the link at the top of the screen, or contact our team at support@dimensions.ai.